

## *Public Opinion Quarterly – 2023 Report to AAPOR Executive Council*

**Journal Description:** *POQ* seeks to publish rigorous original research on all aspects of survey methodology and public opinion, both broadly construed to include work from multiple professional disciplines (e.g., sociology, communication, sociology, marketing, political science, psychology), using any transparent social science, statistical, or data science methodology.

### **Editorial Team:**

#### *Managing Editor*

Phyllis Silverstein, Penn State

#### *Editors in Chief*

Allyson Holbrook, U Illinois, Chicago  
Eric Plutzer, Penn State

#### *Poll Trends Editor*

Israel Waismel-Manor, U Haifa

#### *Book Reviews Editor*

Mark Owens, U Texas at Tyler

#### *Associate Editors:*

Ipek Bilgen, NORC  
Florian Keusch, U Mannheim & JPSP  
Stas Kolenikov, NORC  
Katharina Meitinger, Utrecht

Amber Boydston, UC Davis  
Phil Jones, Delaware  
Yanna Krupnikov, Michigan  
Julianna Pacheco, Iowa  
Efrén Pérez, UCLA  
Michael Wagner, Wisconsin  
Candis Watts Smith, Duke

### **Executive Summary:**

*Submissions are up. Way up!* If the pace continues, we'll break our old record in September.

To reduce production errors, the publishing team urged us to revise our Style Guide (now in place, and we hope that few people miss the use of ALL CAPS FOR AUTHOR NAMES AND ARTICLE TITLES. Unfortunately, production errors continue.

After many years of service, Travis Rideout stepped down from his role as Book Review Editor and was replaced by Mark Owens, Associate Professor at the University of Texas at Tyler.

Since bottoming out at 1.4 in 2016, our impact factor continues its climb, reaching 4.6 for the most recent year available (2021 impact of articles published in 2019 & 2020).

Penn State invoices AAPOR quarterly and the editors prepare an annual financial report for the *POQ* Advisory Committee.

**Description of Editorial Process:** Unsolicited submissions are screened by one editor-in-chief. Manuscripts passing the screen are assigned to one of the 12 action editors (the 11 associate editors and the other EIC in the role of associate editor). In a *double-blind* condition, the action editor assesses whether the paper merits peer review. *Unlike most journals, every desk rejection is accompanied by a summary review* written by the action editor, including suggestions.

If deemed suitable for peer review, the action editor completes a roster of qualified reviewers and forwards the roster to the managing editor, who invites three reviewers and continues to extend invitations

until three reviewers have agreed. When two or three reviews are submitted, the action editor renders an editorial decision – either reject or invite the author to resubmit after revisions. POQ policy limits the number of revisions to one, with occasional exceptions. Revisions may be sent back to one or all original reviewers, and sometimes a fresh reviewer. The action editor then makes a final editorial decision.

New associate editors start with a mentoring period in which editorial decisions and decision letters are reviewed and approved by an editor-in-chief.

### Special Issues:

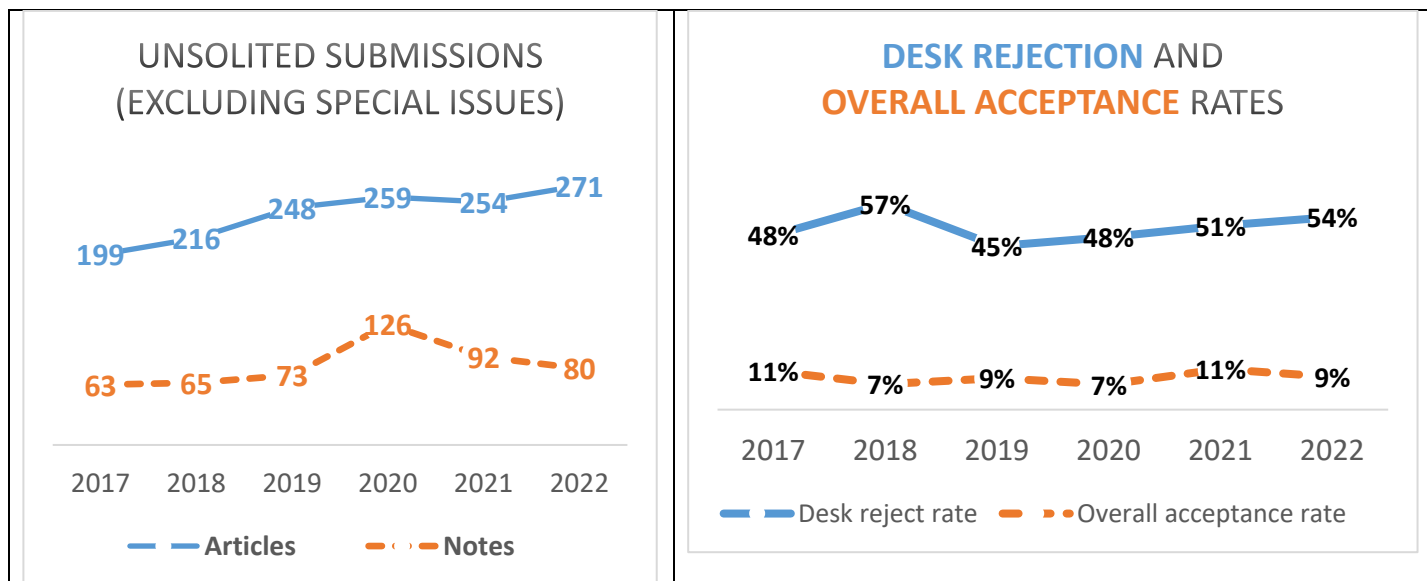
- **2022:** Race, Justice, and Public Opinion (Maria Krysan & David C. Wilson)
- **2023: *In press.*** Augmenting Surveys with Paradata, Administrative Data, and Contextual Data (Joseph W. Sakshaug and Bella Struminskaya).
- **2024 (*submission deadline has passed*):** Public Trust in Elections (edited by Nicholas N. Kerr, Bridgett A. King and Michael Wahman).
- **2025 (*CFP in autumn*):** Qualitative Research: Advancing the Social & Behavioral Sciences (Margaret R. Roller, Zachary R. Smith, Paul J. Lavrakas)

### Article Submission Statistics: Articles Submitted in Each Calendar Year (excluding special issues)

	2017		2020		2021		2022	
	Count	Rates	Count	Rates	Count	Rates	Count	Rates
Total manuscripts submitted in calendar year	266		385		346		351	
<i>Articles</i>	199		259		254		271	
<i>Notes</i>	63		126		92		80	
Desk reject								
<i>Articles</i>	90	45%	124	48%	131	52%	150	55%
<i>Notes</i>	37	59%	60	48%	46	50%	38	48%
Advanced to peer review								
<i>Articles</i>	109		135		123		121	
<i>Notes</i>	26		66		46		42	
Rejected on first round								
<i>Articles</i>	89		99		98		68	
<i>Notes</i>	18		49		28		24	
Ultimately accepted*								
<i>Articles</i>	20	10%	17	7%	21	8%	19	7%
<i>Notes</i>	8	13%	11	9%	18	20%	13	16%

\* Most recent year excludes manuscripts without a decision at the time the report is generated  
**For 2022, that includes 23 manuscripts still in process.**

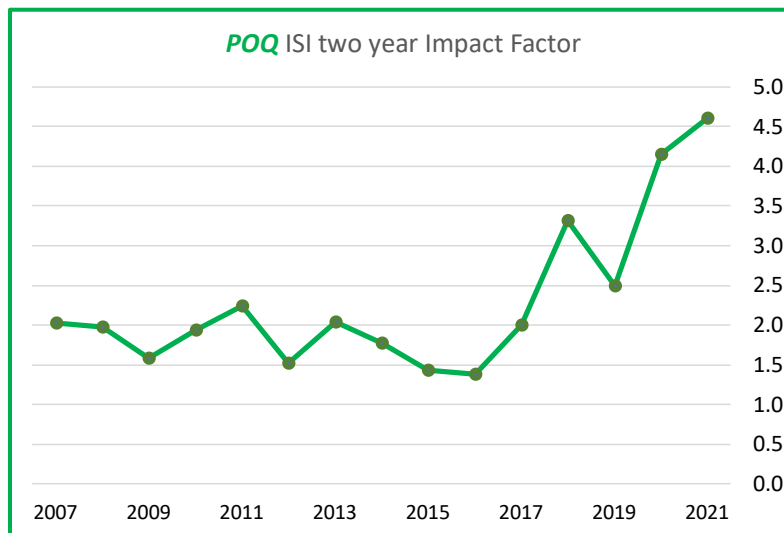
**Key trends:**



**Impact Factor:**

**POQ Impact Factor**

	ISI Impact Factor	
	Two year	Five year
2021 *	4.6	6.2
2020	4.2	5.4
2019	2.5	3.3
2018	3.3	3.0
2017	2.0	3.2
2016	1.4	2.8
2015	1.4	2.8
2014	1.8	2.8
2013	2.0	3.6
2012	1.5	2.9
2011	2.2	4.0
2010	1.9	3.6
2009	1.6	3.3
2008	2.0	2.6
2007	2.0	2.3



\* The 2-year impact factor for 2021 reflects citations published in 2021 to POQ articles published in 2019-2020  
 The 5-year impact factor for 2021 reflects citations published in 2021 to POQ articles published in 2016-2020

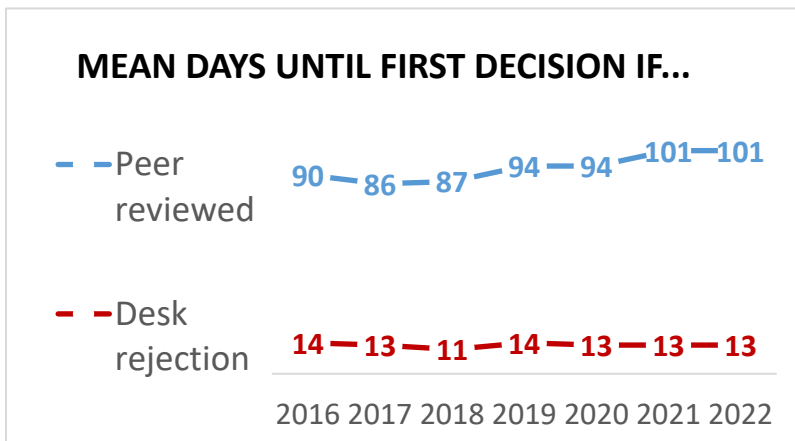
## Time to Decision and Peer Review

We extended 985 invitations to potential reviewers.

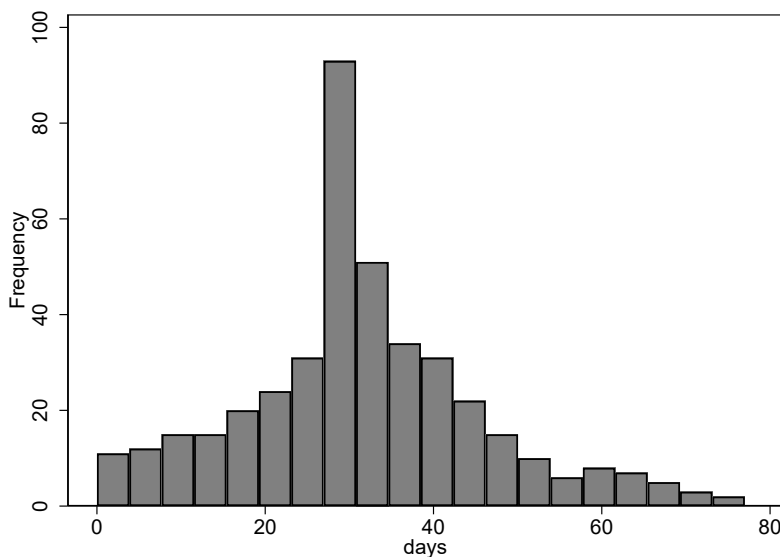
Among those, 48% agreed to review the submission. 96% of them completed their review assignment.

Low “response rates” among peer reviewers presents a challenge to all scholarly journals, across all disciplines. This, in part, accounts for our frequent utilization of the desk reject mechanism. Action

editors assess not only fit, but also whether the submission is a strong candidate for eventual publication. When a paper falls far short of peer submissions in the same subfield, efficiency often weighs in favor of providing authors with a helpful summary review in two weeks or less, rather than asking three reviewers to assess a paper that has a low probability of eventual publication.



The median review was returned in 30 days, but one in ten was returned in 50 days or longer.



If return time is distributed randomly, this implies that nearly one in three manuscripts will still be awaiting a third review more than two months after submission.

We encourage associate editors to make editorial decisions on the basis of two returned reviews when they provide a strong indication of the paper’s quality.

**Most Viewed and Most Cited Articles:**  
(see publisher’s report)